



Location: CMA1b - Oil Street Site Office

Report on 24-hour TSP monitoring

Action Level ($\mu\text{g}/\text{m}^3$) - 176.7

Limit Level ($\mu\text{g}/\text{m}^3$) - 260

Date	Sampling Time	Weather Condition	Filter paper no.	Filter Weight, g		Elapse Time, hr		Sampling Time, hr	Flow Rate, m^3/min			Total Volume, m^3	TSP Level, $\mu\text{g}/\text{m}^3$
				Initial	Final	Initial	Final		Initial, Q_{si}	Final, Q_{sf}	Average		
29-Jan-14	8:00	Fine	006440	2.7367	2.8861	4083.02	4107.02	24.00	1.39	1.39	1.39	1996	75
4-Feb-14	8:00	Cloudy	006306	2.6278	2.7864	4110.03	4134.03	24.00	1.38	1.39	1.39	1995	80
10-Feb-14	8:00	Cloudy	007820	2.8292	2.9425	4137.03	4161.03	24.00	1.40	1.40	1.40	2013	56
15-Feb-14	8:00	Cloudy	007732	2.6435	2.7876	4164.03	4188.03	24.00	1.39	1.39	1.39	2006	72
21-Feb-14	8:00	Cloudy	006438	2.7777	2.9364	4191.02	4215.02	24.00	1.39	1.39	1.39	2006	79
27-Feb-14	8:00	Cloudy	007986	2.8632	2.9105	4218.02	4242.02	24.00	1.38	1.38	1.38	1993	24

Report on 1-hour TSP monitoring

Action Level ($\mu\text{g}/\text{m}^3$) - 320.1

Limit Level ($\mu\text{g}/\text{m}^3$) - 500

Date	Sampling Time	Weather Condition	Filter paper no.	Filter Weight, g		Elapse Time, hr		Sampling Time, hr	Flow Rate, m^3/min			Total Volume, m^3	TSP Level, $\mu\text{g}/\text{m}^3$
				Initial	Final	Initial	Final		Initial, Q_{si}	Final, Q_{sf}	Average		
30-Jan-14	8:09	Fine	006347	2.6730	2.6782	4107.02	4108.02	1.00	1.39	1.39	1.39	83	63
30-Jan-14	9:14	Fine	006349	2.6774	2.6827	4108.02	4109.02	1.00	1.39	1.39	1.39	83	64
30-Jan-14	10:18	Fine	006300	2.6144	2.6229	4109.02	4110.02	1.00	1.39	1.39	1.39	83	102
5-Feb-14	8:04	Cloudy	006305	2.6317	2.6397	4134.03	4135.03	1.00	1.39	1.39	1.39	83	96
5-Feb-14	9:10	Cloudy	007814	2.8534	2.8583	4135.03	4136.03	1.00	1.39	1.39	1.39	83	59
5-Feb-14	10:14	Cloudy	007817	2.8429	2.8470	4136.03	4137.03	1.00	1.39	1.39	1.39	83	49
11-Feb-14	8:16	Cloudy	007723	2.6555	2.6607	4161.03	4162.03	1.00	1.40	1.40	1.40	84	62
11-Feb-14	9:22	Cloudy	007726	2.6620	2.6664	4162.03	4163.03	1.00	1.40	1.40	1.40	84	52
11-Feb-14	10:28	Cloudy	007729	2.6565	2.6599	4163.03	4164.03	1.00	1.40	1.40	1.40	84	41
17-Feb-14	8:13	Cloudy	007926	2.8487	2.8606	4188.03	4189.03	1.00	1.39	1.39	1.39	83	143
17-Feb-14	9:29	Cloudy	007735	2.6412	2.6480	4189.03	4190.03	1.00	1.39	1.39	1.39	83	82
17-Feb-14	10:34	Cloudy	007737	2.6436	2.6490	4190.03	4191.03	1.00	1.39	1.39	1.39	83	65
22-Feb-14	8:12	Cloudy	007980	2.8523	2.8619	4215.02	4216.02	1.00	1.36	1.36	1.36	81	118
22-Feb-14	9:23	Cloudy	007982	2.8629	2.8732	4216.02	4217.02	1.00	1.36	1.36	1.36	81	127
22-Feb-14	10:26	Cloudy	007984	2.8574	2.8687	4217.02	4218.02	1.00	1.36	1.36	1.36	81	139
28-Feb-14	10:00	Cloudy	007992	2.8630	2.8753	4242.77	4243.77	1.00	1.42	1.42	1.42	85	144
28-Feb-14	13:00	Cloudy	007994	2.8497	2.8548	4243.77	4244.77	1.00	1.35	1.35	1.35	81	63
28-Feb-14	14:00	Cloudy	007996	2.8385	2.8463	4244.77	4245.77	1.00	1.35	1.35	1.35	81	96



Location: CMA2a - Causeway Bay Community Centre

Report on 24-hour TSP monitoring
Action Level ($\mu\text{g}/\text{m}^3$) - 169.5
Limit Level ($\mu\text{g}/\text{m}^3$) - 260

Date	Sampling Time	Weather Condition	Filter paper no.	Filter Weight, g		Elapse Time, hr		Sampling Time, hr	Flow Rate, m^3/min			Total Volume, m^3	TSP Level, $\mu\text{g}/\text{m}^3$
				Initial	Final	Initial	Final		Initial, Q_{si}	Final, Q_{sf}	Average		
29-Jan-14	8:00	Fine	006439	2.7383	2.8858	13794.21	13818.21	24.00	1.35	1.35	1.35	1942	76
4-Feb-14	8:00	Cloudy	006302	2.6234	2.7848	13821.22	13845.22	24.00	1.35	1.35	1.35	1940	83
10-Feb-14	8:00	Cloudy	007819	2.8451	2.9521	13848.22	13872.22	24.00	1.36	1.36	1.36	1961	55
15-Feb-14	8:00	Cloudy	007733	2.6500	2.8573	13875.22	13899.22	24.00	1.36	1.35	1.36	1952	106
21-Feb-14	8:00	Cloudy	007927	2.8546	3.0560	13902.22	13926.22	24.00	1.36	1.35	1.36	1952	103
27-Feb-14	8:00	Cloudy	007987	2.8588	2.9823	13929.22	13953.22	24.00	1.39	1.39	1.39	1997	62

Report on 1-hour TSP monitoring
Action Level ($\mu\text{g}/\text{m}^3$) - 323.4
Limit Level ($\mu\text{g}/\text{m}^3$) - 500

Date	Sampling Time	Weather Condition	Filter paper no.	Filter Weight, g		Elapse Time, hr		Sampling Time, hr	Flow Rate, m^3/min			Total Volume, m^3	TSP Level, $\mu\text{g}/\text{m}^3$
				Initial	Final	Initial	Final		Initial, Q_{si}	Final, Q_{sf}	Average		
30-Jan-14	8:15	Fine	006346	2.6904	2.6959	13818.21	13819.21	1.00	1.35	1.35	1.35	81	68
30-Jan-14	9:19	Fine	006348	2.6700	2.6780	13819.21	13820.21	1.00	1.35	1.35	1.35	81	99
30-Jan-14	10:24	Fine	006350	2.6770	2.6828	13820.21	13821.21	1.00	1.35	1.35	1.35	81	72
5-Feb-14	8:44	Cloudy	006304	2.6186	2.6259	13845.22	13846.22	1.00	1.35	1.35	1.35	81	90
5-Feb-14	9:48	Cloudy	007759	2.6562	2.6600	13846.22	13847.22	1.00	1.35	1.35	1.35	81	47
5-Feb-14	10:52	Cloudy	007816	2.8417	2.8435	13847.22	13848.22	1.00	1.35	1.35	1.35	81	22
11-Feb-14	8:31	Cloudy	007724	2.6601	2.6689	13872.22	13873.22	1.00	1.36	1.36	1.36	82	108
11-Feb-14	9:34	Cloudy	007727	2.6221	2.6280	13873.22	13874.22	1.00	1.36	1.36	1.36	82	72
11-Feb-14	10:39	Cloudy	007730	2.6090	2.6156	13874.22	13875.22	1.00	1.36	1.36	1.36	82	81
17-Feb-14	8:19	Cloudy	007918	2.8483	2.8581	13899.22	13900.22	1.00	1.35	1.35	1.35	81	121
17-Feb-14	9:23	Cloudy	007736	2.6341	2.6414	13900.22	13901.22	1.00	1.35	1.35	1.35	81	90
17-Feb-14	10:29	Cloudy	007738	2.6169	2.6243	13901.22	13902.22	1.00	1.35	1.35	1.35	81	91
22-Feb-14	8:05	Cloudy	007891	2.8470	2.8570	13926.22	13927.22	1.00	1.35	1.35	1.35	81	123
22-Feb-14	9:12	Cloudy	007983	2.8560	2.8668	13927.22	13928.22	1.00	1.35	1.35	1.35	81	133
22-Feb-14	10:23	Cloudy	007985	2.8569	2.8642	13928.22	13929.22	1.00	1.35	1.35	1.35	81	90
28-Feb-14	10:00	Cloudy	007993	2.8552	2.8600	13953.22	13954.22	1.00	1.35	1.35	1.35	81	59
28-Feb-14	13:00	Cloudy	007995	2.8608	2.8696	13954.22	13955.22	1.00	1.35	1.35	1.35	81	109
28-Feb-14	14:05	Cloudy	007997	2.8714	2.8800	13955.22	13956.22	1.00	1.35	1.35	1.35	81	106



Location: CMA3a - CWB PRE Site Office Area

Report on 24-hour TSP monitoring

Action Level ($\mu\text{g}/\text{m}^3$) - 171

Limit Level ($\mu\text{g}/\text{m}^3$) - 260

Date	Sampling Time	Weather Condition	Filter paper no.	Filter Weight, g		Elapse Time, hr		Sampling Time, hr	Flow Rate, m^3/min			Total Volume, m^3	TSP Level, $\mu\text{g}/\text{m}^3$
				Initial	Final	Initial	Final		Initial, Q_{si}	Final, Q_{sf}	Average		
29-Jan-14	8:00	Fine	006442	2.7538	2.9158	1195.87	1219.87	24.00	1.41	1.41	1.41	2035	80
4-Feb-14	8:00	Cloudy	007828	2.8307	2.9718	1222.87	1246.87	24.00	1.41	1.41	1.41	2034	69
10-Feb-14	8:00	Cloudy	007857	2.8492	3.0322	1249.88	1273.88	24.00	1.42	1.42	1.42	2051	89
15-Feb-14	8:00	Cloudy	007765	2.6409	2.7870	1276.88	1300.88	24.00	1.42	1.42	1.42	2044	71
21-Feb-14	8:00	Cloudy	007836	2.8414	3.0450	1303.87	1327.87	24.00	1.41	1.41	1.41	2031	100
27-Feb-14	8:00	Cloudy	007967	2.8577	2.9515	1330.87	1354.87	24.00	1.40	1.40	1.40	2019	46

Report on 1-hour TSP monitoring

Action Level ($\mu\text{g}/\text{m}^3$) - 311.3

Limit Level ($\mu\text{g}/\text{m}^3$) - 500

Date	Sampling Time	Weather Condition	Filter paper no.	Filter Weight, g		Elapse Time, hr		Sampling Time, hr	Flow Rate, m^3/min			Total Volume, m^3	TSP Level, $\mu\text{g}/\text{m}^3$
				Initial	Final	Initial	Final		Initial, Q_{si}	Final, Q_{sf}	Average		
30-Jan-14	9:25	Fine	007720	2.6698	2.6808	1219.87	1220.87	1.00	1.41	1.41	1.41	85	130
30-Jan-14	10:42	Fine	007917	2.8573	2.8671	1220.87	1221.87	1.00	1.41	1.41	1.41	85	116
30-Jan-14	13:00	Fine	007697	2.6359	2.6514	1221.87	1222.87	1.00	1.41	1.41	1.41	85	183
5-Feb-14	8:31	Cloudy	007856	2.8540	2.8555	1246.87	1247.87	1.00	1.41	1.41	1.41	85	18
5-Feb-14	9:36	Cloudy	007863	2.8364	2.8408	1247.87	1248.87	1.00	1.41	1.41	1.41	85	52
5-Feb-14	10:40	Cloudy	007861	2.8452	2.8469	1248.87	1249.87	1.00	1.41	1.41	1.41	85	20
11-Feb-14	8:20	Cloudy	006315	2.6373	2.6473	1273.88	1274.88	1.00	1.42	1.42	1.42	85	117
11-Feb-14	9:23	Cloudy	006316	2.6079	2.6231	1274.88	1275.88	1.00	1.42	1.42	1.42	85	178
11-Feb-14	10:27	Cloudy	006317	2.6197	2.6349	1275.88	1276.88	1.00	1.42	1.42	1.42	85	178
17-Feb-14	8:11	Cloudy	007833	2.8368	2.8421	1300.88	1301.88	1.00	1.41	1.41	1.41	85	63
17-Feb-14	9:17	Cloudy	007834	2.8661	2.8746	1301.88	1302.88	1.00	1.41	1.41	1.41	85	100
17-Feb-14	10:20	Cloudy	007835	2.8400	2.8484	1302.88	1303.88	1.00	1.41	1.41	1.41	85	99
22-Feb-14	8:21	Cloudy	007971	2.8460	2.8574	1327.87	1328.87	1.00	1.38	1.38	1.38	83	138
22-Feb-14	9:57	Cloudy	007907	2.8469	2.8580	1328.87	1329.87	1.00	1.38	1.38	1.38	83	134
22-Feb-14	10:59	Cloudy	007908	2.8235	2.8358	1329.87	1330.87	1.00	1.38	1.38	1.38	83	149
28-Feb-14	9:35	Cloudy	005481	2.8055	2.8157	1354.87	1355.87	1.00	1.40	1.40	1.40	84	121
28-Feb-14	10:50	Cloudy	005483	2.7985	2.8091	1355.87	1356.87	1.00	1.40	1.40	1.40	84	126
28-Feb-14	13:00	Cloudy	005485	2.7871	2.7967	1356.87	1357.87	1.00	1.40	1.40	1.40	84	114



Location: CMA4a - SPCA

Report on 24-hour TSP monitoring
Action Level ($\mu\text{g}/\text{m}^3$) - 171.2
Limit Level ($\mu\text{g}/\text{m}^3$) - 260

Date	Sampling Time	Weather Condition	Filter paper no.	Filter Weight, g		Elapse Time, hr		Sampling Time, hr	Flow Rate, m^3/min			Total Volume, m^3	TSP Level, $\mu\text{g}/\text{m}^3$
				Initial	Final	Initial	Final		Initial, Q_{si}	Final, Q_{sf}	Average		
29-Jan-14	8:00	Fine	007691	2.6405	2.7699	17996.96	18020.96	24.00	1.36	1.36	1.36	1961	66
4-Feb-14	8:00	Cloudy	007916	2.8483	2.9904	18024.00	18048.00	24.00	1.36	1.36	1.36	1960	73
10-Feb-14	8:00	Cloudy	007860	2.8489	2.9413	18051.00	18075.00	24.00	1.37	1.37	1.37	1978	47
15-Feb-14	8:00	Cloudy	007783	2.6448	2.7970	18078.00	18102.00	24.00	1.37	1.37	1.37	1970	77
21-Feb-14	8:00	Cloudy	007832	2.8338	3.0051	18105.00	18129.00	24.00	1.33	1.33	1.33	1918	89
27-Feb-14	8:00	Cloudy	007909	2.8300	2.9794	18132.00	18155.99	23.99	1.32	1.32	1.32	1905	78

Due to electricity interruption, the 24hr TSP monitoring was rescheduled from 28 Dec 2013 to 30 Dec 2013.

Report on 1-hour TSP monitoring
Action Level ($\mu\text{g}/\text{m}^3$) - 312.5
Limit Level ($\mu\text{g}/\text{m}^3$) - 500

Date	Sampling Time	Weather Condition	Filter paper no.	Filter Weight, g		Elapse Time, hr		Sampling Time, hr	Flow Rate, m^3/min			Total Volume, m^3	TSP Level, $\mu\text{g}/\text{m}^3$
				Initial	Final	Initial	Final		Initial, Q_{si}	Final, Q_{sf}	Average		
30-Jan-14	9:10	Fine	007719	2.6624	2.6702	18020.96	18021.96	1.00	1.36	1.36	1.36	82	96
30-Jan-14	10:30	Fine	007721	2.7114	2.7197	18021.96	18022.96	1.00	1.36	1.36	1.36	82	102
30-Jan-14	13:00	Fine	007722	2.6411	2.6470	18022.96	18023.96	1.00	1.36	1.36	1.36	82	72
5-Feb-14	8:16	Cloudy	007855	2.8706	2.8720	18048.00	18049.00	1.00	1.36	1.36	1.36	82	17
5-Feb-14	9:24	Cloudy	007864	2.8648	2.8676	18049.00	18050.00	1.00	1.36	1.36	1.36	82	34
5-Feb-14	10:30	Cloudy	007862	2.8495	2.8511	18050.00	18051.00	1.00	1.36	1.36	1.36	82	20
11-Feb-14	8:13	Cloudy	007764	2.6284	2.6366	18075.00	18076.00	1.00	1.37	1.37	1.37	82	99
11-Feb-14	9:17	Cloudy	007771	2.6368	2.6445	18076.00	18077.00	1.00	1.37	1.37	1.37	82	93
11-Feb-14	10:22	Cloudy	007782	2.6316	2.6369	18077.00	18078.00	1.00	1.37	1.37	1.37	82	64
17-Feb-14	8:14	Cloudy	007829	2.8410	2.8463	18102.00	18103.00	1.00	1.36	1.36	1.36	82	65
17-Feb-14	9:18	Cloudy	007830	2.8430	2.8500	18103.00	18104.00	1.00	1.36	1.36	1.36	82	86
17-Feb-14	10:27	Cloudy	007831	2.8412	2.8480	18104.00	18105.00	1.00	1.36	1.36	1.36	82	83
22-Feb-14	8:45	Cloudy	007972	2.8476	2.8561	18129.00	18130.00	1.00	1.33	1.33	1.33	80	106
22-Feb-14	9:50	Cloudy	007970	2.8587	2.8690	18130.00	18131.00	1.00	1.33	1.33	1.33	80	129
22-Feb-14	10:52	Cloudy	007969	2.8645	2.8737	18131.00	18132.00	1.00	1.33	1.33	1.33	80	115
28-Feb-14	9:16	Cloudy	005480	2.8001	2.8110	18155.99	18156.99	1.00	1.32	1.32	1.32	79	137
28-Feb-14	10:30	Cloudy	005487	2.7909	2.7989	18156.99	18157.99	1.00	1.36	1.36	1.36	82	98
28-Feb-14	13:00	Cloudy	005484	2.8047	2.8133	18157.99	18158.99	1.00	1.36	1.36	1.36	82	105



Location: CMA5a - Children Garden opposite to Pedestrian Plaza

Report on 24-hour TSP monitoring

Action Level ($\mu\text{g}/\text{m}^3$) - 181
Limit Level ($\mu\text{g}/\text{m}^3$) - 260

Date	Sampling Time	Weather Condition	Filter paper no.	Filter Weight, g		Elapse Time, hr		Sampling Time, hr	Flow Rate, m^3/min			Total Volume, m^3	TSP Level, $\mu\text{g}/\text{m}^3$
				Initial	Final	Initial	Final		Initial, Q_{si}	Final, Q_{sf}	Average		
29-Jan-14	8:00	Fine	007692	2.6168	2.7341	19000.15	19024.15	24.00	1.33	1.33	1.33	1916	61
4-Feb-14	8:00	Cloudy	007704	2.6328	2.6617	19027.15	19051.15	24.00	1.33	1.33	1.33	1915	15
10-Feb-14	8:00	Cloudy	007923	2.8403	3.0275	19057.17	19081.17	24.00	1.34	1.34	1.34	1932	97
15-Feb-14	8:00	Cloudy	007881	2.8336	3.1150	19081.17	19105.17	24.00	1.34	1.34	1.34	1925	146
21-Feb-14	8:00	Cloudy	007938	2.8416	3.0468	19108.17	19132.17	24.00	1.37	1.37	1.37	1976	104
27-Feb-14	8:00	Cloudy	007952	2.8529	2.9880	19135.17	19159.17	24.00	1.40	1.40	1.40	2015	67

Report on 1-hour TSP monitoring

Action Level ($\mu\text{g}/\text{m}^3$) - 332
Limit Level ($\mu\text{g}/\text{m}^3$) - 500

Date	Sampling Time	Weather Condition	Filter paper no.	Filter Weight, g		Elapse Time, hr		Sampling Time, hr	Flow Rate, m^3/min			Total Volume, m^3	TSP Level, $\mu\text{g}/\text{m}^3$
				Initial	Final	Initial	Final		Initial, Q_{si}	Final, Q_{sf}	Average		
30-Jan-14	8:40	Fine	007742	2.6222	2.6278	19024.15	19025.15	1.00	1.29	1.29	1.29	78	72
30-Jan-14	9:43	Fine	007702	2.6141	2.6292	19025.15	19026.15	1.00	1.29	1.29	1.29	78	194
30-Jan-14	10:46	Fine	007703	2.6255	2.6420	19026.15	19027.15	1.00	1.29	1.29	1.29	78	212
5-Feb-14	9:30	Cloudy	007872	2.8424	2.8447	19051.15	19052.15	1.00	1.33	1.33	1.33	80	29
5-Feb-14	10:40	Cloudy	007865	2.8551	2.8572	19052.15	19053.15	1.00	1.33	1.33	1.33	80	26
5-Feb-14	13:00	Cloudy	007868	2.8394	2.8423	19053.15	19054.15	1.00	1.33	1.33	1.33	80	36
11-Feb-14	8:25	Cloudy	007699	2.6311	2.6458	19054.17	19055.17	1.00	1.34	1.34	1.34	81	183
11-Feb-14	9:30	Cloudy	007849	2.8608	2.8691	19055.17	19056.17	1.00	1.34	1.34	1.34	81	103
11-Feb-14	10:35	Cloudy	007922	2.8569	2.8643	19056.17	19057.17	1.00	1.34	1.34	1.34	81	92
17-Feb-14	8:06	Cloudy	007929	2.8509	2.8646	19105.17	19106.17	1.00	1.33	1.33	1.33	80	172
17-Feb-14	9:11	Cloudy	007932	2.8477	2.8600	19106.17	19107.17	1.00	1.33	1.33	1.33	80	154
17-Feb-14	10:26	Cloudy	007935	2.8515	2.8620	19107.17	19108.17	1.00	1.33	1.33	1.33	80	132
22-Feb-14	9:28	Cloudy	007943	2.8389	2.8487	19132.17	19133.17	1.00	1.41	1.41	1.41	84	116
22-Feb-14	10:34	Cloudy	007946	2.8255	2.8326	19133.17	19134.17	1.00	1.41	1.41	1.41	84	84
22-Feb-14	13:05	Cloudy	007949	2.8446	2.8542	19134.17	19135.17	1.00	1.41	1.41	1.41	84	114
28-Feb-14	8:31	Cloudy	007977	2.8524	2.8608	19159.17	19160.17	1.00	1.36	1.36	1.36	82	103
28-Feb-14	9:53	Cloudy	008088	2.8388	2.8441	19160.17	19161.17	1.00	1.36	1.36	1.36	82	65
28-Feb-14	13:00	Cloudy	008089	2.8390	2.8566	19161.17	19162.17	1.00	1.36	1.36	1.36	82	215



Location: CMA6a - WD2 PRE Office

Report on 24-hour TSP monitoring

Action Level - 187.3 $\mu\text{g}/\text{m}^3$
Limit Level - 260 $\mu\text{g}/\text{m}^3$

Date	Sampling Time	Weather Condition	Filter paper no.	Filter Weight, g		Elapse Time, hr		Sampling Time, hr	Flow Rate, m^3/min			Total Volume, m^3	TSP Level, $\mu\text{g}/\text{m}^3$
				Initial	Final	Initial	Final		Initial, Q_{si}	Final, Q_{sf}	Average		
29-Jan-14	8:00	Fine	007822	2.8448	3.0291	17306.51	17330.51	24.00	1.36	1.36	1.36	1954	94
4-Feb-14	8:00	Cloudy	006299	2.6276	2.7944	17333.51	17357.51	24.00	1.36	1.36	1.36	1952	85
10-Feb-14	8:00	Cloudy	007701	2.6144	2.7454	17368.52	17392.52	24.00	1.37	1.37	1.37	1970	66
15-Feb-14	8:00	Cloudy	007919	2.8406	3.1252	17410.52	17434.52	24.00	1.36	1.36	1.36	1963	145
21-Feb-14	8:00	Cloudy	007936	2.8473	3.1122	17437.52	17461.52	24.00	1.38	1.38	1.38	1989	133
27-Feb-14	8:00	Cloudy	007950	2.8531	2.9643	17464.52	17488.52	24.00	1.32	1.32	1.32	1899	59

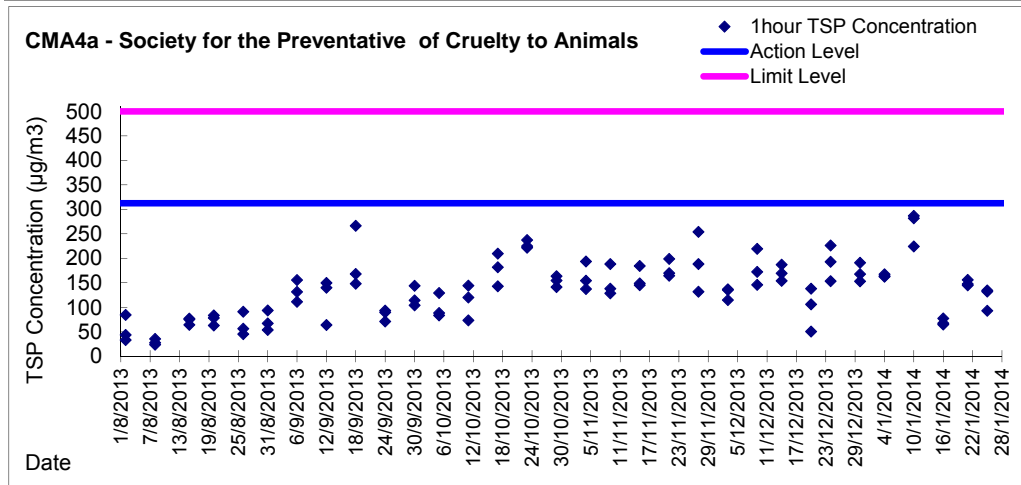
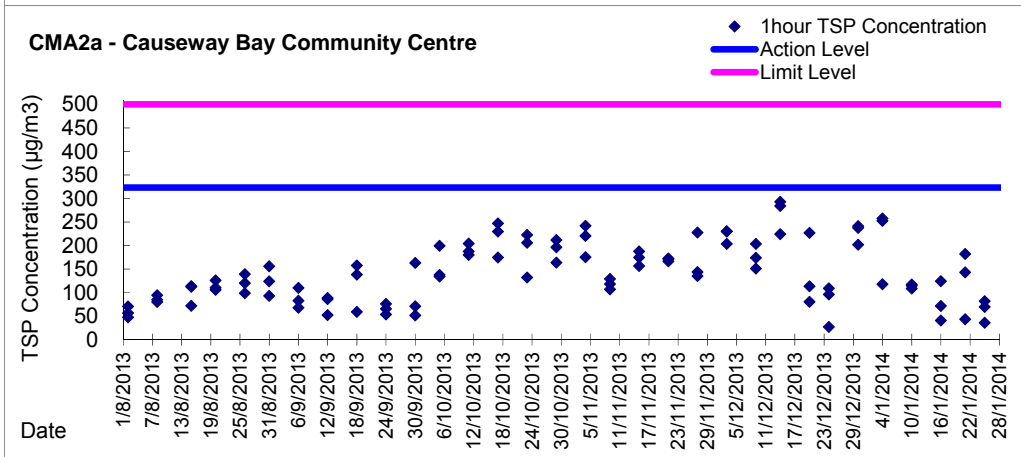
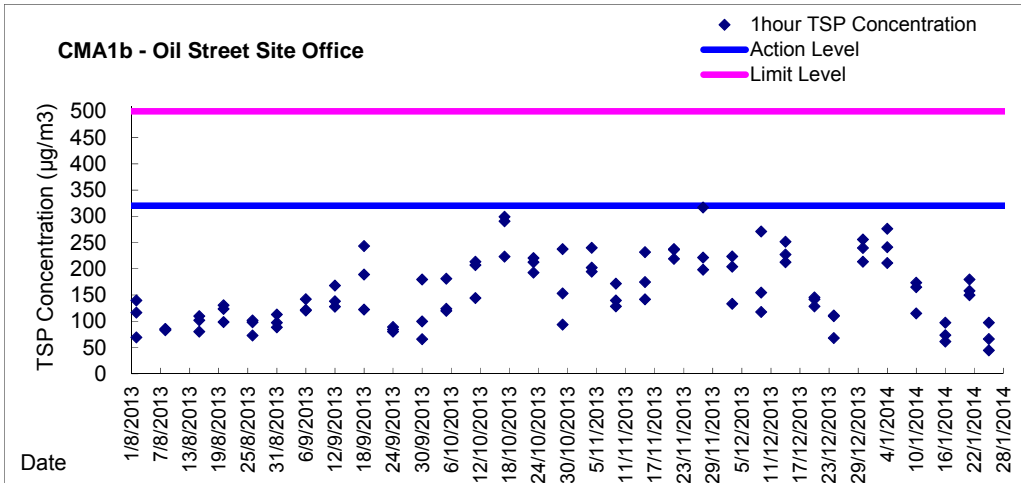
Report on 1-hour TSP monitoring

Action Level - 300.1 $\mu\text{g}/\text{m}^3$
Limit Level - 500 $\mu\text{g}/\text{m}^3$

Date	Sampling Time	Weather Condition	Filter paper no.	Filter Weight, g		Elapse Time, hr		Sampling Time, hr	Flow Rate, m^3/min			Total Volume, m^3	TSP Level, $\mu\text{g}/\text{m}^3$
				Initial	Final	Initial	Final		Initial, Q_{si}	Final, Q_{sf}	Average		
30-Jan-14	8:50	Fine	007740	2.6147	2.6226	17330.51	17331.51	1.00	1.36	1.36	1.36	81	97
30-Jan-14	9:55	Fine	007708	2.6619	2.6799	17331.51	17332.51	1.00	1.36	1.36	1.36	81	221
30-Jan-14	10:58	Fine	007709	2.6572	2.6760	17332.51	17333.51	1.00	1.36	1.36	1.36	81	231
5-Feb-14	9:25	Cloudy	007871	2.8412	2.8446	17357.51	17358.51	1.00	1.36	1.36	1.36	81	42
5-Feb-14	11:00	Cloudy	007867	2.8414	2.8440	17358.51	17359.51	1.00	1.36	1.36	1.36	81	32
5-Feb-14	13:00	Cloudy	007870	2.8399	2.8415	17359.51	17360.51	1.00	1.36	1.36	1.36	81	20
11-Feb-14	8:20	Cloudy	007846	2.8459	2.8506	17392.52	17393.52	1.00	1.37	1.37	1.37	82	57
11-Feb-14	9:25	Cloudy	007848	2.8531	2.8564	17393.52	17394.52	1.00	1.37	1.37	1.37	82	40
11-Feb-14	10:30	Cloudy	007920	2.8479	2.8532	17394.52	17395.52	1.00	1.37	1.37	1.37	82	65
17-Feb-14	8:15	Cloudy	007858	2.8460	2.8559	17434.52	17435.52	1.00	1.36	1.36	1.36	81	122
17-Feb-14	9:22	Cloudy	007930	2.8606	2.8730	17435.52	17436.52	1.00	1.36	1.36	1.36	81	152
17-Feb-14	10:36	Cloudy	007933	2.8413	2.8530	17436.52	17437.52	1.00	1.36	1.36	1.36	81	144
22-Feb-14	9:08	Cloudy	007941	2.8411	2.8535	17461.52	17462.52	1.00	1.36	1.36	1.36	82	152
22-Feb-14	10:14	Cloudy	007944	2.8466	2.8572	17462.52	17463.52	1.00	1.36	1.36	1.36	82	130
22-Feb-14	13:01	Cloudy	007947	2.8474	2.8582	17463.52	17464.52	1.00	1.36	1.36	1.36	82	132
28-Feb-14	8:52	Cloudy	008048	2.8194	2.8266	17488.52	17489.52	1.00	1.34	1.34	1.34	80	90
28-Feb-14	10:13	Cloudy	008092	2.8337	2.8410	17489.52	17490.52	1.00	1.34	1.34	1.34	80	91
28-Feb-14	13:00	Cloudy	008093	2.8355	2.8414	17490.52	17491.52	1.00	1.34	1.34	1.34	80	74

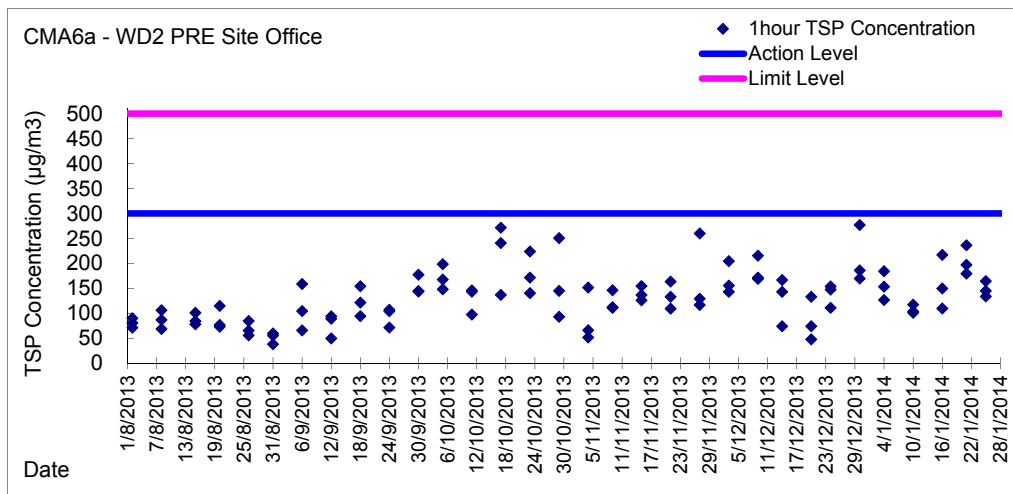
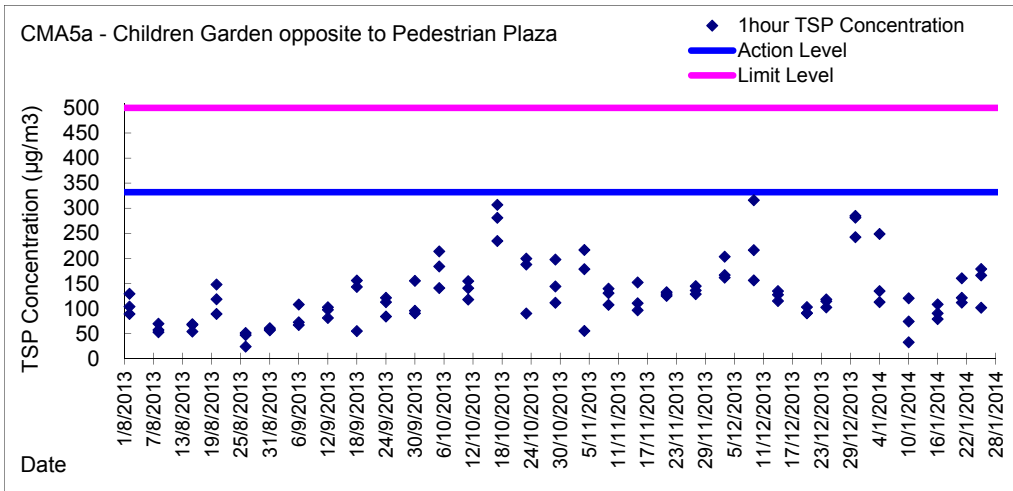
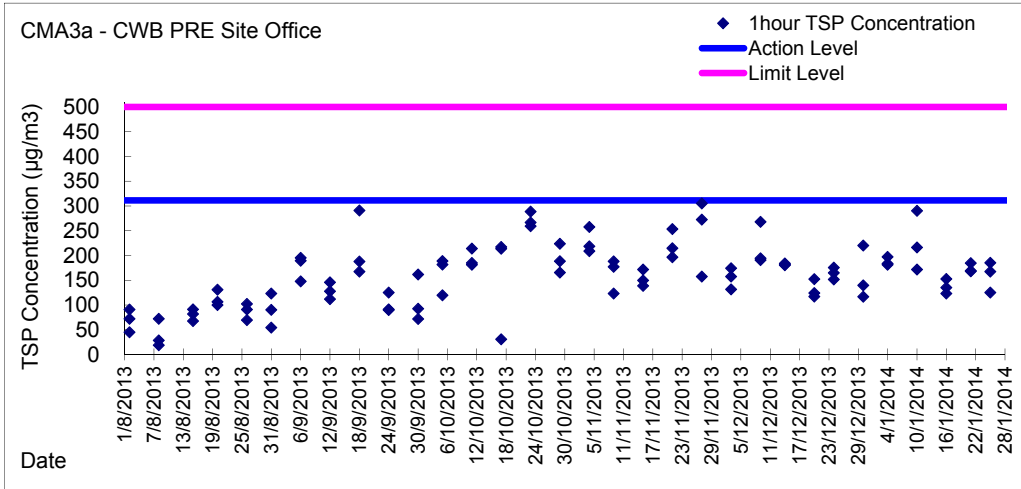


Graphic Presentation of 1 hour TSP Result



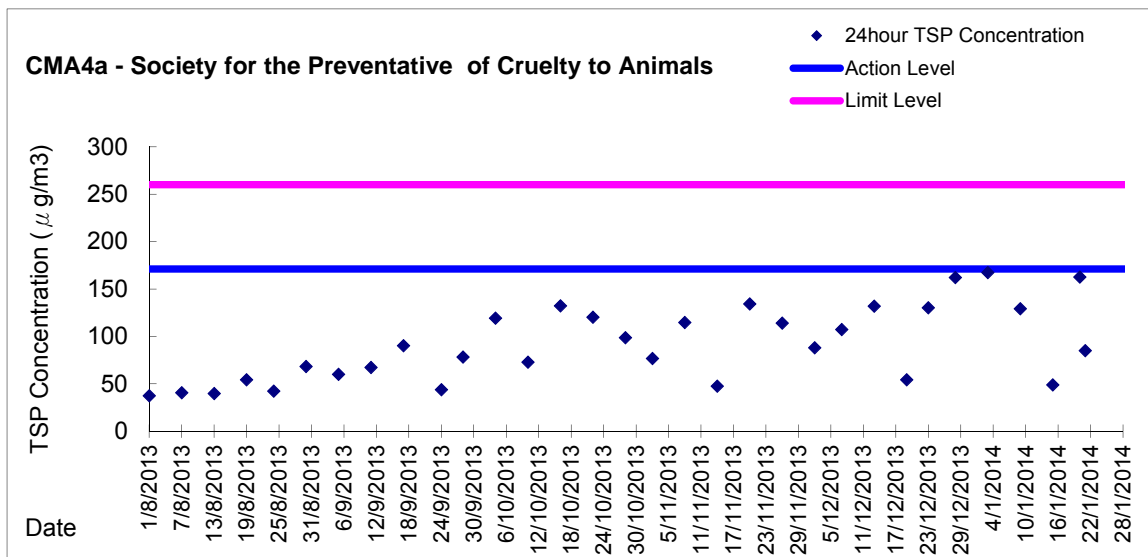
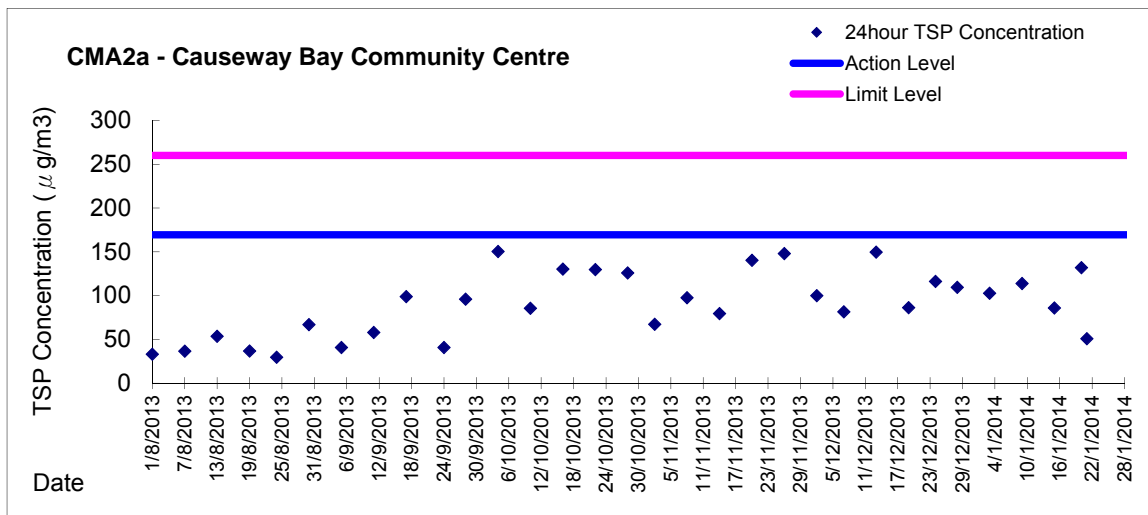
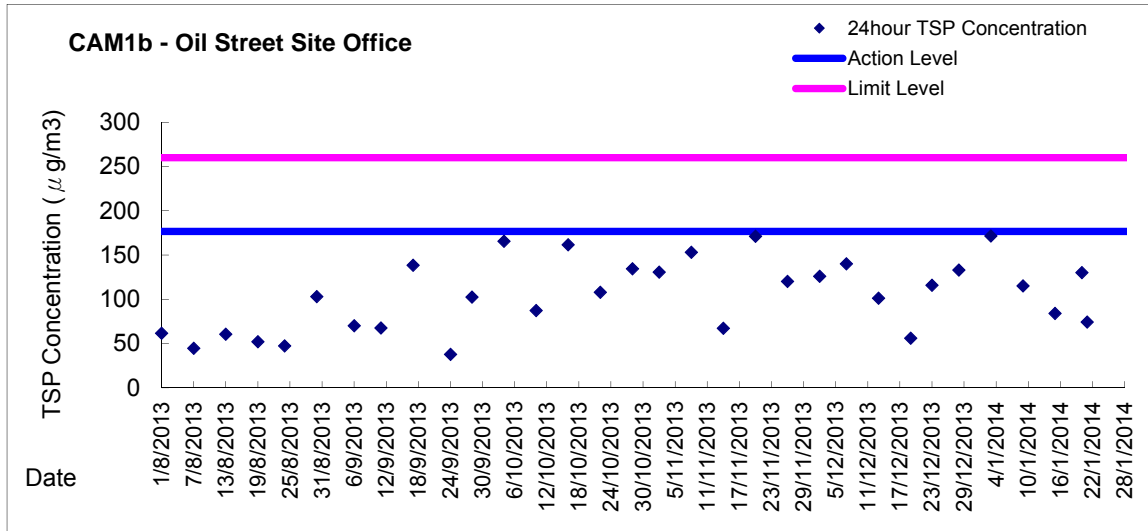


Graphic Presentation of 1 hour TSP Result





Graphic Presentation of 24 hour TSP Result





Graphic Presentation of 24 hour TSP Result

